

IN VITRO STUDIES OF THE STABILITY OF KETOPROFEN TABLETS BASED ON THE EUROPEAN PHARMACOPOEIA GUIDELINE (ICHQ1A)

Mariana Ganea¹, Florina Miere (Groza)^{1*}, Laura Grațîela Vicaș¹, Corina Florentina Moisa¹

1. Faculty of Medicine and Pharmacy, University of Oradea, Oradea, Romania.

ARTICLE INFO

Received:

14 Jun 2021

Received in revised form:

05 Sep 2021

Accepted:

06 Sep 2021

Available online:

28 Oct 2021

Keywords: Ketoprofen, Stability, *in vitro*, ICHQ1A norms

ABSTRACT

The stability of pharmaceutical forms over time and maintaining their quality in different storage and transport conditions is a very important aspect of the pharmaceutical industry. Thus, to determine the validity of the pharmaceutical product, the level of active substance in the pharmaceutical form is tested following the ICHQ1A norms from the European Pharmacopoeia.

This paper aims to perform stability tests on ketoprofen 100mg tablets. Long-term stability studies (36 months) were performed at a temperature of $25 \pm 2^\circ\text{C}$ and relative humidity $60 \pm 5\%$ and short-term stability studies were performed under accelerated conditions (6 months) at $40 \pm 2^\circ\text{C}$ and relative humidity $75 \pm 5\%$. The amount of ketoprofen released from the 100mg ketoprofen tablets was determined by high-performance liquid chromatography. According to these studies, it was shown that the validity of ketoprofen 100mg tablets can be 3 years, the amount of ketoprofen contained in tablets being over 95% after 36 months.

This is an *open-access* article distributed under the terms of the [Creative Commons Attribution-Non Commercial-Share Alike 4.0 License](https://creativecommons.org/licenses/by-nc-sa/4.0/), which allows others to remix, and build upon the work non commercially.

To Cite This Article: Ganea M, Miere F, Vicaș LG, Moisa CF. *In Vitro* Studies of the Stability of Ketoprofen Tablets based on the European Pharmacopoeia Guideline (ICHQ1A). *Pharmacophore*. 2021;12(5):1-6. <https://doi.org/10.51847/2ONwGtQgSK>

Introduction

The ICHQ1A standards of the European Pharmacopoeia contain data on the quality of drugs and various pharmaceutical forms [1, 2]. The stability of the pharmaceutical forms in time, the maintenance of the product quality from the preparation until the moment of use represents a fundamental requirement for obtaining the expected therapeutic effect [3]. According to the European Pharmacopoeia, the study of the stability of the active substances in various pharmaceutical forms is a key step to establish the validity of the pharmaceutical product [4].

At an international level, a guide was elaborated for stability studies, and the tests were chosen depending on the climatic conditions in each area, establishing the conditions for those studies, both in determining the active substance and in determining the finished product, as follows: for long-term study (minimum 12 months) at $25 \pm 2^\circ\text{C}$ and relative humidity $60 \pm 5\%$ and short-term study (6 months) at $40 \pm 2^\circ\text{C}$ and relative humidity $75 \pm 5\%$ [4].

The purpose of the stability test is to provide evidence of the quality of a substance in a particular pharmaceutical form and how its quality varies under the influence of environmental factors such as temperature, humidity and light. The data of the stability study must confirm that the pharmaceutical product continues to meet its specifications throughout validity in the region in which it is registered. Stress testing is performed to evaluate the drug under high temperature and humidity conditions. The data obtained are useful for understanding the stability profile of the drug during manufacture, storage and transport. These studies provide an insight into the degradation products and establish the reactions that lead to the degradation of pharmaceutical products. The study of stability under stress should be discontinued when 5-20% of the active substance has been lost [4].

Ketoprofen is a drug with an anti-inflammatory action that belongs to the class of non-steroidal anti-inflammatory drugs. Ketoprofen was first synthesized by the Rhone-Poulenc Research Laboratories, Paris in 1967 and it was approved for use in

France and United Kingdom in 1973. A few years later, FDA (Food and Drug Administration) approved the use of ketoprofen in the treatment of rheumatoid arthritis.

Ketoprofen, 2 - (3-benzoylphenyl) propionic acid, is used in a variety of acute and chronic inflammatory diseases such as rheumatoid arthritis, osteoarthritis or ankylosing spondylitis [5-7]. In recent years, favourable therapeutic effects have been registered in the prevention of colorectal cancer and neurodegenerative diseases such as Alzheimer or Parkinson's disease [8]. This drug is available as a capsule, tablet, solution, solution for injections, suppository and gel [9].

This substance is presented as a white crystalline powder with a melting point at 93-96°C [10, 11]. It is soluble in acetone, ethanol, methylene chloride and strongly alkaline solutions [12]. It is slightly soluble in water and acidic solutions [13].

There are several methods employed to determine ketoprofen in pharmaceutical preparations such as: electrophoresis [14], spectrophotometry [13] high-performance liquid chromatography (HPLC) [15-18], electrochemical methods [19, 20] and FT-IR spectrometry [21].

This paper aims to highlight the *in vitro* stability of ketoprofen embedded in solid pharmaceutical forms (coated tablets) as a function of time under stress conditions such as temperature and high humidity. The stability studies have been performed following ICHQ1A standards from the European Pharmacopoeia. Stability studies of ketoprofen tablets were performed both in short term (6 months) and in accelerated conditions (temperature $40 \pm 2^\circ\text{C}$ and a relative humidity $75 \pm 5\%$), and also in long term (36 months) and conditions with temperature $25 \pm 2^\circ\text{C}$ and relative humidity $60 \pm 5\%$.

Under the same conditions, the variation in time of the average mass of the tablets was followed.

According to the stability analyses performed, it was established whether the studied pharmaceutical form corresponds to the quality norms for the entire validity period assigned at the time of placing on the pharmaceutical market.

Materials and Methods

Dosage of Ketoprofen from 100 mg Film-Coated Tablets by HPLC-UV Method

The analyzes to determine the concentration of ketoprofen were performed by HPLC chromatography [15, 22] using an Able & Jasco chromatograph composed of: PU-1580 pump module, LG-980-02S ternary gradient module, DG-980-50 degasser module, UV 1575 detector module, Rheodyne manual injector. The chromatographic column used was Nucleosil 150 C18, 5 μm , 150 x 4.6 mm. The mobile phase consisted of acetonitrile: double distilled water: 1% acetic acid at a flow rate of 0.5 ml/min. Detection was done at $\lambda = 254\text{ nm}$.

10 tablets were mixed (at different time intervals) with a reported content of 100 mg ketoprofen. Then the powder corresponding to the weight of one tablet (approximately 311 mg) is mixed with methanol in a 100 ml volumetric flask. A dilution with methanol is done to obtain a solution of concentration 0,1 mg/ml which after filtration is analyzed and the ketoprofen content is determined according to the calibration curve made with Ketoprofen (pure substance) using the following equation: $y = 1.1159x$.

Stability Study in Accelerated Conditions in the Short Term

To monitor stability, samples were taken at 3 months and 6 months, respectively, which were maintained at a temperature of $40 \pm 2^\circ\text{C}$ and relative humidity of $75 \pm 5\%$ [3]. In the study, the ketoprofen content was determined by the HPLC method following the working technique described above. All analyzes were performed in triplicate, 10 tablets were used for each series.

Long-Term Stability Study

For the long-term study, the samples were preserved in climate rooms at a temperature of $25 \pm 2^\circ\text{C}$ and relative humidity of $60 \pm 5\%$. Determinations were performed at the beginning and after 3 months, 6 months, 9 months, 12 months, 18 months, 24 months and 36 months, respectively [3]. Determinations were performed in triplicate, each series containing 10 tablets.

Determination of the Variation of the Average Mass Per Film-Coated Tablet with the Concentration of 100mg Ketoprofen in Accelerated Short-Term and Long-Term Stability Study Conditions

Under the conditions described above for the short-term and long-term study of the stability of ketoprofen 100 mg film-coated tablets, the average mass per tablet expressed in mg was determined. Thus, 20 film-coated tablets were consecutively and individually weighed at 3 months and 6 months for the study of short-term stability in accelerated conditions, respectively at 3, 6, 9, 12, 18, 24 and 36 months for the study of long-term stability [22, 23].

To meet the quality standards for ketoprofen 100mg film-coated tablets, no more than 2 tablets should vary from the average mass with a percentage deviation of more than 7.5% [4].

Results and Discussion

According to the application of the stability study method in accelerated and short-term conditions of ketoprofen in the form of film-coated tablets, the following results presented in **Figure 1** were obtained at the specified time intervals (3 months and 6 months).

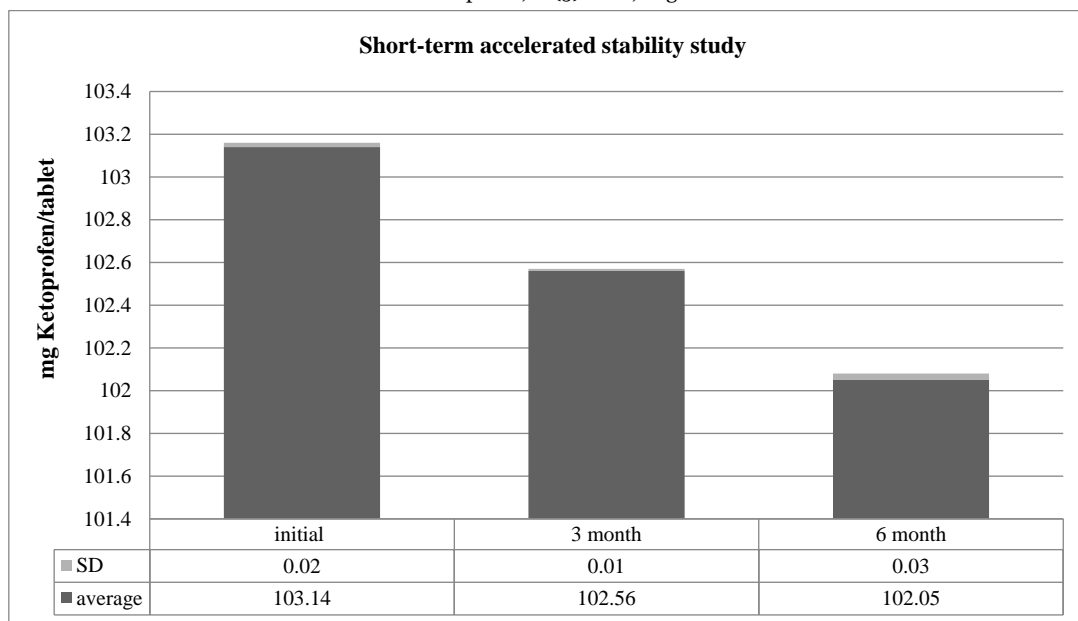


Figure 1. Results of the time stability study of ketoprofen in tablets at a temperature of 40 ± 2 °C and relative humidity of $75 \pm 5\%$.

Thus, the variation of the ketoprofen content in tablets, as a function of time, represents a line with the equation: $y = -0.18x + 103.1$ (where y = ketoprofen content expressed in mg ketoprofen per tablet and x = time expressed in months), according to **Figure 2**.

Under the same test conditions for a confidence factor of 95% (the minimum accepted by the quality standards of the European Pharmacopoeia), the line corresponding to the variation of the ketoprofen content in tablets after dissolution has the following equation: $y = -0.2117x + 103.15$.

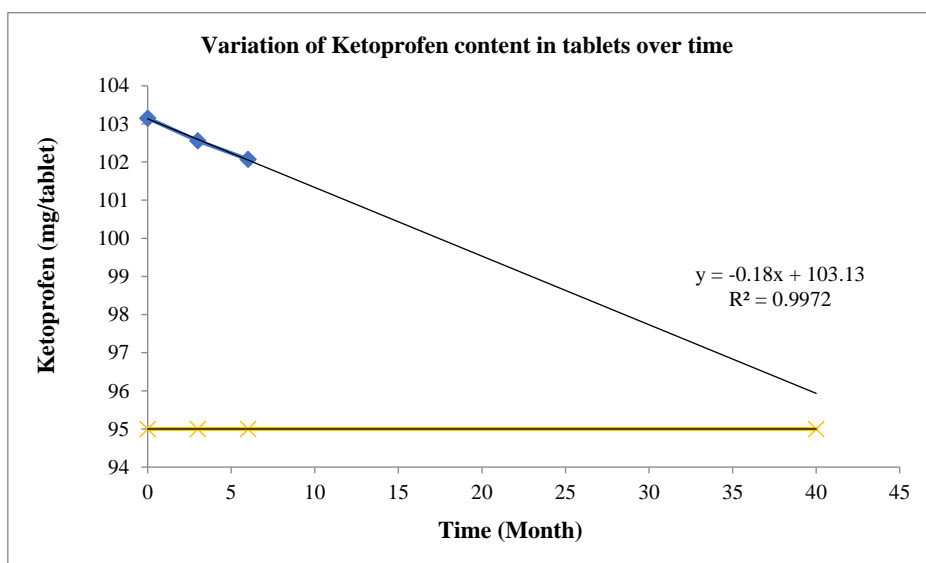


Figure 2. Variation of Ketoprofen content in tablets over 3 months and 6 months in short term accelerated conditions determined by HPLC method.

By applying the long-term method of stability study in conditions of 25 ± 2 °C and at a relative humidity of $60 \pm 5\%$ for Ketoprofen in the form of film-coated tablets, the following results were obtained at the specified time intervals (3, 6, 9, 12, 18, 24, 36 months) and are shown in **Figure 3**.

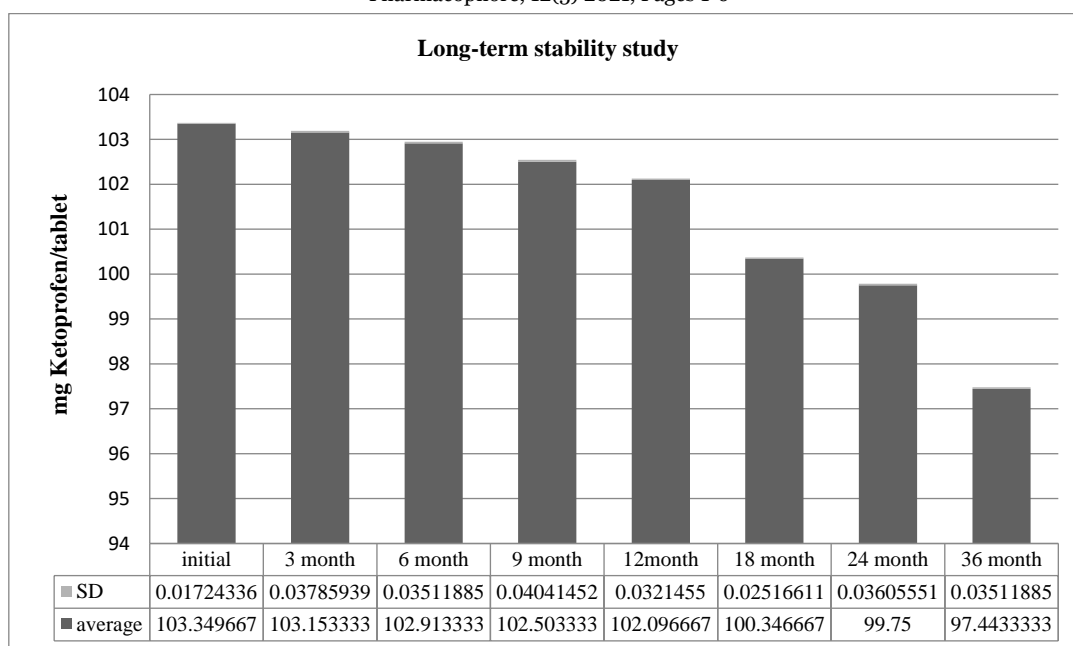


Figure 3. Result of the time stability study of Ketoprofen in tablets at a temperature of $25 \pm 2^\circ \text{C}$ and relative humidity of $60 \pm 5\%$.

The long-term stability study aimed to verify the validity period by checking the evolution of the quality parameters. The variation of the ketoprofen content from the tablets as a function of time is represented by a line with the following equation: $y = -0.1724x + 103.77$ (where y = Ketoprofen content expressed in mg/tablet and x = time expressed in months) (**Figure 4**). For a confidence factor of 95%, the line corresponding to the variation of the ketoprofen content from the tablets has the following equation: $y = -0.1731x + 103.35$.

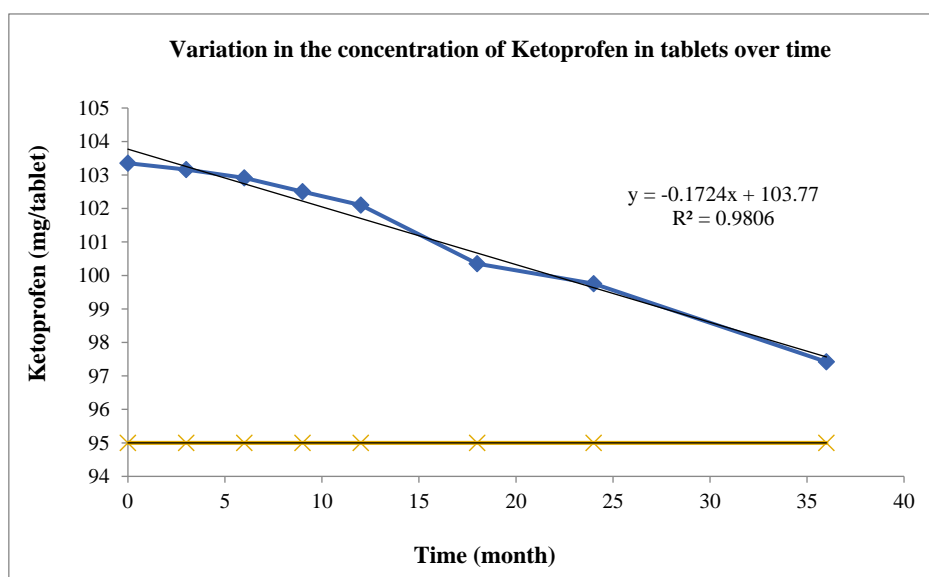


Figure 4. Variation of Ketoprofen content in tablets over 3, 6, 9, 12, 18, 24 and 36 months in long term accelerated conditions determined by HPLC method.

When studying the stability of the active substances in different pharmaceutical forms, in addition to variations in the concentration of the active substance at different temperature and humidity conditions according to the European Pharmacopoeia, an important test is to maintain a constant mass of the solid pharmaceutical form under the same test conditions. Thus, it is recommended to determine the variation of the average mass per film-coated tablet, in this case, the tablets of 100mg Ketoprofen. This test was performed under short-term and long-term accelerated stability study conditions and the obtained results are highlighted in **Table 1**.

These results represent the average of weighing 20 tablets at different time intervals.

Table 1. Mean mass variation expressed in mg for film-coated tablets of 100 mg ketoprofen reported an in stability in the studies performed in accelerated short-term and long-term conditions.

	Short term accelerated stability study (months)			Long term stability study (months)							
	Initial	3	6	Initial	3	6	9	12	18	24	36
Average mg/tablet	311.5	311.44	311.37	311.51	311.51	311.5	311.5	311.49	311.48	311.48	311.48
±SD	0.57	0.69	0.79	0.57	0.57	0.57	0.57	0.56	0.56	0.57	0.57

The short-term stability study aimed to estimate the validity period and the possible side effects.

The variation of the ketoprofen content from the tablets overtime was highlighted at a time interval of 3 months and 6 months, respectively. According to the actual norms, the confidence factor is 95% ketoprofen of the total amount reported (in this case 100 mg per tablet).

The results obtained in this study of the ketoprofen stability in tablets in accelerated conditions of temperature and humidity in short term showed that the percentage of active substance in tablets is 95.53% after 6 months which means that the confidence factor has not been exceeded. Thus, according to the equation mentioned above, after 36 months (the recommended validity period), the percentage of ketoprofen in tablets under accelerated conditions would be slightly below the confidence coefficient, namely 94.93% (value considered admissible).

Long-term studies according to ICHQ1A standards from the European Pharmacopoeia are performed to evaluate the stability of ketoprofen over 3 years, the period declared as the validity period of the studied tablets.

Thus, by performing studies over a long time (0 to 36 months), values of 97.12% were also obtained, which do not exceed the confidence factor imposed by the quality norms from the European Pharmacopoeia. This means that 100 mg ketoprofen tablets studied here correspond in terms of active substance content throughout the whole validity period.

The long-term stability study on ketoprofen as the active substance has shown a constant decrease of the amount with 1.7% within the time interval of three years. This value is much lower than the one obtained in the stability study on tablets, of approximately 3 mg/tablet.

We also demonstrated that for a period of 3-6 months and 3-36 months, respectively, the mass of the tablets remained constant, which means that the tablets coated with 100 mg ketoprofen correspond to the quality norms, the average mass of the tablets did not exceed a percentage deviation higher than 7.5%, this being the limit imposed by the European Pharmacopoeia [4].

Conclusion

According to the stability studies, it was demonstrated that for the entire validity period predicted for ketoprofen tablets with a concentration of 100 mg, they correspond to the quality standards imposed by the ICHQ1A guide from the European Pharmacopoeia. The percentage of active substance even at 36 months (maximum validity period on the package) is above the minimum required of 95%.

Acknowledgments: None

Conflict of interest: None

Financial support: None

Ethics statement: None

References

1. Soboleva MS, Loskutova EE, Kosova IV, Amelina IV. Problems and the Prospects of Pharmaceutical Consultation in the Drugstores. Arch Pharm Pract. 2020;11(2):154-9.
2. Elwy AE, El-Agousa I, Azzazy AE. Taurine as a Drug for Protection of Liver and Kidney against Toxicity of Dinitrotoluene on Male Rats (Applicable Study). Int J Pharm Res Allied Sci. 2019;8(1):102-14.
3. ICHQ1A (R2), Stability Testing of New Drugs, Substances and Products. Revision 2, 2003.
4. European Pharmacopoeia 7.1, Edition 2011, Council of Europe Strasbourg.
5. Tayade PT, Vavia PR. Inclusion complexes of Ketoprofen with β -cyclodextrins: Oral pharmacokinetics of Ketoprofen in humans. Indian J Pharm Sci. 2006;68(2):164-70.
6. Miere (Groza) F, Vicas SI, Timar AV, Ganea M, Zdrinca M, Cavalu S, et al. Preparation and Characterization of Two Different Liposomal Formulations with Bioactive Natural Extract for Multiple Applications. Processes. 2021;9(3):432. doi:10.3390/pr9030432

7. Sevim HA, Necmi D. Crystal structure of a mixed-ligand silver (I) complex of the non-steroidal anti-inflammatory drug diclofenac and pyrimidine. *Acta Crystallogr E Crystallogr Commun.* 2016;72(10):1475-9.
8. Hirohat M, Ono K, Morinaga A, Yamada M. Non-steroidal anti-inflammatory drugs have potent anti-fibrillogenic and fibril-destabilizing effects for α -synuclein fibrils in vitro. *Neuropharmacology.* 2008;54(3):620-7.
9. Glowko F, Karazniewicz-Ledo M, Grzekowiek E, Rogozinsk D, Ramanowski, W. Clinical pharmacokinetics of ketoprofen enantiomers in wild type of Cyp 2c8 and Cyp 2c9 patients with rheumatoid arthritis. *Eur J Drug Metab Pharmacokinet.* 2011;36(3):167-73.
10. Negru J, Popa DS, Vlase L, Iacob D, Achim M, Dorneanu V. High-throughput hplc method for rapid quantification of ketoprofen in human plasma. *Farmacia.* 2015;63(5):770-5.
11. Antonescu (Mintas) AI, Miere (Groza) F, Fritea L, Ganea M, Zdrinca M, Dobjanschi L, et al. Perspectives on the Combined Effects of *Ocimum Basilicum* and *Trifolium Pratense* Extracts in Terms of Phytochemical Profile and Pharmacological Effects. *Plants.* 2021;10(7):1390. doi:10.3390/plants10071390
12. Grey VA. Power of the Dissolution Test in Distinguishing a Change in Dosage Form Critical Quality Attributes. *AAPS Pharm Sci Tech.* 2018;19(8):3328-32.
13. Soto R, Svard M, Verma V, Padrela L, Ryan K, Rasmuson AC. Solubility and thermodynamic analysis of ketoprofen in organic solvents. *Int J Pharm.* 2020;588:119686.
14. Chawla G, Ranjan C, Kumar J, Siddiqui AA. Chemical Modifications of Ketoprofen (NSAID) in Search of Better Lead Compounds: A Review of Literature from 2004-2016. *Antiinflamm Antiallergy Agents Med Chem.* 2017;15(3):154-77.
15. Riano S, Alcudia-Leon MC, Cardenas S, Valcarcel V. Determination of non-steroidal anti-inflammatory drugs in urine by the combination of stir membrane liquid-liquid-liquid microextraction and liquid chromatography. *Anal Bio Anal Chem.* 2012;403(9):2583-9.
16. Dvořák J, Hajkova R, Matysova L, Novakova L, Koupparis MA, Solich P. Simultaneous HPLC determination of ketoprofen and its degradation products in the presence of preservatives in pharmaceuticals. *J Pharm Biomed Anal.* 2004;36(3):625-9.
17. Tsvetkova B, Peikova L. HPLC determination of ketoprofen in tablet dosage forms. *Trakia J Sci.* 2013;11(1):55-9.
18. Safra J, Pospisilova M. Separation and determination of ketoprofen, methylparaben and propylparaben in pharmaceutical preparation by micellar electrokinetic chromatography. *J Pharm Biomed Anal.* 2008;48(2):452-5.
19. Miere F, Fritea L, Cavalu S, Vicas SI. Formulation, characterization and advantages of using liposomes in multiple therapies. *Pharmacophore.* 2020;11(3):1-12.
20. Hassan AA, Shantier SW, Gad-kariem EA. Development and validation of uv-visible spectrophotometric method for estimation of ketoprofen in capsule and tablet dosage forms. *Indo Am J Pharm Res.* 2019;8(01).
21. Miere F, Teusdea AC, Laslo V, Fritea L, Moldovan L, Costea T, et al. Natural Polymeric Beads for Encapsulation of *Stellaria media* Extract with Antioxidant Properties. *Materiale Plastice.* 2019;56(4):671-9.
22. Ganea M, Bota S, Gligor F, Moisa C, Vicaș L, Bojiță M. The identification and assay of ketoprofen form solid pharmaceutical form. Validation on HPLC method. *Farmacia.* 2008;56(4):433-9.
23. Scrivens G. Prediction of the Long-Term Dissolution Performance of an Immediate-Release Tablet Using Accelerated Stability Studies. *J Pharm Sci.* 2018;30:1-10.